Serving the Southeast USA
110 E. Broward Blvd., Suite 1700
Fort Lauderdale, FL 33301

Tel: (954) 210-7925
Fax: (954) 210-7926
www.reservestudy.com

ASSOCIATION RESERVES™
Planning For The Inevitable™

Regional Offices

Arizona	Nevada
California	New Jersey
Colorado	New Mexico
Florida	North Carolina
Hawaii	Ohio
Mid-Atlantic	Texas
Midwest	Washington



Bayshore Embassy Condominium
SIRS Components
Fort Lauderdale, FL

ABE EL-MASRI CAI-RS 00368 DESIGNATION RESERVE SPECIALIST

Report #: 51938-0
Beginning: January 1, 2025
Expires: December 31, 2025

RESERVE STUDY
"Full"

April 12, 2024

Welcome to your Reserve Study!

A Reserve Study is a valuable tool to help you budget responsibly for your property. This report contains all the information you need to avoid surprise expenses, make informed decisions, save money, and protect property values.

Regardless of the property type, it's a fact of life that the very moment construction is completed, every major building component begins a predictable process of physical deterioration. The operative word is " predictable" because planning for the inevitable is what a Reserve Study by **Association Reserves** is all about!

In this Report, you will find three key results:

- **Component List**
  Unique to each property, the Component List serves as the foundation of the Reserve Study and details the scope and schedule of all necessary repairs & replacements.
- **Reserve Fund Strength**
  A calculation that measures how well the Reserve Fund has kept pace with the property's physical deterioration.
- **Reserve Funding Plan**
  A multi-year funding plan based on current Reserve Fund strength that allows for component repairs and replacements to be completed in a timely manner, with an emphasis on fairness and avoiding "catch-up" funding.

Questions?

Please contact your Project Manager directly.



www.reservestudy.com

Table of Contents

Executive Summary 4

Executive Summary (Component List) 7

Introduction, Objectives, and Methodology 8

Which Physical Assets are Funded by Reserves? 9

How do we establish Useful Life and Remaining Useful Life estimates? 9

How do we establish Current Repair/Replacement Cost Estimates? 9

How much Reserves are enough? 10

How much should we contribute? 11

What is our Recommended Funding Goal? 11

Site Inspection Notes 12

Projected Expenses 13

Annual Reserve Expenses Graph 13

Reserve Fund Status & Recommended Funding Plan 14

Annual Reserve Funding Graph 14

30-Yr Cash Flow Graph 15

Percent Funded Graph 15

Table Descriptions 17

Fully Funded Balance 18

Component Significance 19

30-Year Reserve Plan Summary 20

30-Year Reserve Plan Summary (Alternate Funding Plan) 21

30-Year Income/Expense Detail 22

30-Year Reserve Plan Summary (Alternate Funding Plan) 28

Accuracy, Limitations, and Disclosures 34

Terms and Definitions 35

Component Details 36

Excluded Components 37

A. Roof 40

B. Structure 42

C. Fireproofing and Fire Protection Systems 43

D. Plumbing 44

E. Electrical Systems 45

F. Waterproofing and Exterior Painting 46

G. Windows and Exterior Doors 49

H. Other SIRS-Related Components 51

Reserve Study Executive Summary — Full

Bayshore Embassy Condominium - SIRS Components Report #: **51938-0**
Fort Lauderdale, FL # of Units: 64
Level of Service: **"Full"** **January 1, 2025** through **December 31, 2025**

Findings & Recommendations — as of January 1, 2025

Projected Starting Reserve Balance	**$215,650**
Projected "Fully Funded" (Ideal) Reserve Balance	**$751,545**
Percent Funded	**28.7 %**
Required 2025 Special Assessments	**$300,000**
Minimum 2025 Funding Required to Maintain Reserves above $0 through Year 30	**$70,800**
(Optional Alternative) Recommended 2025 Funding to Achieve 100% Funded by Year 30	**$78,200**

Reserve Fund Strength: 28.7%

Weak	Fair	Strong
< 30%	< 70%	> 130%
X		

Risk of Special Assessment: **High** **Medium** **Low**

Economic Assumptions:

Net Annual "After Tax" Interest Earnings Accruing to Reserves	**2.00 %**
Annual Inflation Rate	**3.00 %**

This document is a "Full" Reserve Study (original, created "from scratch"), based on our site inspection on 4/3/2024.

NOTE: This document also qualifies as Structural Integrity Reserve Study in accordance with the requirements of Senate Bill 154.

This analysis was prepared or verified by a credentialed Reserve Specialist (RS). No assets appropriate for Reserve designation were excluded. As of the start of the initial fiscal year shown in this study, your Reserve fund is determined to be 28.7 % Funded. Based on this figure, the Client's risk of special assessments & deferred maintenance is currently High.

Component cost estimates, life expectancies, and recommended reserve contributions are subject to change in subsequent years. As such, this Reserve Study analysis expires at the end of the initial fiscal year (December, 31, 2025). Please contact our office to discuss options for updating your Reserve Study in future years.

Reserve Funding Goals and Methodology:

Allocation of Existing Pooled Reserve Funds:

As a result of the passage of Senate Bill 154 in 2023, Florida statutes have been amended to state: "For a budget adopted on or after December 31, 2024, members of a unit-owner-controlled association that must obtain a structural integrity reserve study may not vote to use reserve funds, or any interest accruing thereon, for any other purpose other than the replacement or deferred maintenance costs of the components listed in paragraph (g)."

In the event that the association has a single, pre-existing pool of reserve funds, which had heretofore been utilized for both “Structural” and “Non-Structural”(subsequently referred to as General) components, this existing pooled fund must now be allocated into separate pools of funds due to the restrictions upon spending described above. In order to facilitate the generation of separate funding recommendations, this study has allocated any pre-existing pooled reserve funding balances between Structural and General components, in the following manner:

A. The theoretical Fully Funded Balance has been independently calculated for each schedule of components, so as to determine the optimal amount of funds that should be on hand at present for each. (Please refer to the Fully Funded Balance table in this study to review in more detail.) Any existing pooled funds have been prioritized first toward those components identified as Structural, based on the condition that these components may no longer be waived or partially funded in any budgeted adopted on or after December 31, 2024.

B. Once the Structural components have been 100% funded, any leftover funds have been shown as available in the pooled fund for General components.

C. In the event that this allocation results in otherwise-unnecessary special assessments required for General components, some additional funds may be re-allocated to General Reserves at our discretion.

Special Assessments:

Based on the near-term expenses forecasted for the Association, we are recommending a special assessment in the amount of $300,000 for the 2025 fiscal year. In addition to this special assessment, we are recommending ongoing Reserve contributions as described below. Please note that the reserve contribution rates shown assume that the special assessment will be approved as shown. In the event that the special assessment is not collected, the required reserve contributions may not be sufficient to ensure adequate funding levels in future years.

Minimum Funding Required:

For Florida community associations using the pooled method, Florida Administrative Code requires that, at minimum: "the current year contribution should not be less than that required to ensure that the balance on hand at the beginning of the period when the budget will go into effect plus the projected annual cash inflows over the estimated remaining lives of the items in the pool are greater than the estimated cash outflows over the estimated remaining lives of the items in the pool." It should be noted that while this is often understood to describe “fully funding” of reserves in Florida, this practice is also described in the Community Association Institute’s Reserve Study Standards (RSS) as “baseline funding.” RSS characterizes baseline funding as “establishing a reserve funding goal of allowing the reserve cash balance to never be below zero during the cash flow projection. This is the funding goal with the greatest risk due to the variabilities encountered in the timing of component replacements and repair and replacement costs.”

Our projection of the minimum reserve funding required (taken together with any projected special assessments) is designed to maintain this pooled fund balance above $0 throughout the forecast period.

Recommended Funding Plan:

Our “recommended” funding plan is an optional, more conservative alternative to the minimum funding plan described above. This recommended amount is intended to help the Association to (gradually, over 30 years) attain and maintain Reserves at or near 100 percent-funded. This goal is more likely to provide an adequate cushion of accumulated funds, which will help reduce the risk of special assessments and/or loans in the event of higher-than-expected component costs, reduced component life expectancies, or other “surprise” circumstances.

Annual Increases to Reserve Funding:

In accordance with Florida statutes, the Association may adjust reserve contributions annually to take into account an inflation adjustment and any changes in estimates or extension of the useful life on a reserve item caused by deferred maintenance. As such, we recommend increasing the Reserve funding annually as illustrated in the 30-Year Reserve Plan Summary Tables shown later in this document, or in accordance with subsequent Reserve Study updates.

Waiving or Partial Funding of Reserves:

Florida statutes state that: "For a budget adopted on or after December 31, 2024, the members of a unit-owner-controlled association that must obtain a structural integrity reserve study may not determine to provide no reserves or less reserves than required by this subsection for items listed in paragraph (g)…" As such, the Association is obligated to fund reserves for these specific components going forward.

STRAIGHT-LINE FUNDING (AKA "Component Method"):

For Clients currently using the "straight-line" method of Reserve funding (also known as the component method), an additional table has been added to the Reserve Study to provide recommendations calculated using this method.

By nature, the straight-line method may only be used to generate recommended contribution rates for one fiscal year at a time, and does not include any assumptions for interest earnings or inflationary cost increases. When using this method, the required contribution for each component is calculated by estimating the replacement cost for the component, subtracting any available funds already collected, and dividing the resulting difference (herein labeled as the "unfunded balance," measured in dollars) by the remaining useful life of the component, measured in years. The resulting figure is the required amount to fund that component. For groups of like components (i.e. multiple individual roof components, all falling within a 'roof reserve'), the individual contribution amounts are added together to determine the total amount required to fund the group as a whole.

Executive Summary Table

Report # 51938-0
Full

#	Component	Useful Life (yrs)	Rem. Useful Life (yrs)	Current Average Cost
	A. Roof			
2380	Tar/Gravel Roof - Replace	20	1	$426,250
2386	Mansard Roof - Replace	20	1	$63,950
	B. Structure			
2341	Building Exterior - Restoration	7	0	$32,000
	C. Fireproofing and Fire Protection Systems			
2557	Fire Alarm System - Modernize	25	8	$25,100
	D. Plumbing			
2579	Plumbing System - Allowance	1	0	$17,500
	E. Electrical Systems			
2551	Electrical System - Replace	50	5	$50,000
	F. Waterproofing and Exterior Painting			
2315	Balcony Decks - Repair/Re-coat	7	0	$8,100
2316	Balcony Decks - Resurface	30	14	$37,850
2343	Building Exterior - Seal/Paint	7	0	$74,650
	G. Windows and Exterior Doors			
2367	Common Windows & Doors - Replace	40	23	$72,000
2371	Utility Doors - Replace	30	29	$22,500
	H. Other SIRS-Related Components			
2326	Balcony Railings - Replace	30	14	$75,000
12	**Total Funded Components**			

Note 1: Yellow highlighted line items are expected to require attention in this initial year, light blue highlighted items are expected to occur within the first-five years.

Introduction

A Reserve Study is the art and science of anticipating, and preparing for, an association's major common area repair and replacement expenses. Partially art, because in this field we are making projections about the future. Partially science, because our work is a combination of research and well-defined computations, following consistent National Reserve Study Standard principles.

The foundation of this and every Reserve Study is your Reserve Component List (what you are reserving for). This is because the Reserve Component List defines the *scope and schedule* of all your anticipated upcoming Reserve projects. Based on that List and your starting balance, we calculate the association's Reserve Fund Strength (reported in terms of "Percent Funded"). Then we compute a Reserve Funding Plan to provide for the Reserve needs of the association. These form the three results of your Reserve Study.



RESERVE STUDY RESULTS

Reserve contributions are not “for the future”. Reserve contributions are designed to offset the ongoing, daily deterioration of your Reserve assets. Done well, a stable, budgeted Reserve Funding Plan will collect sufficient funds from the owners who enjoyed the use of those assets, so the association is financially prepared for the irregular expenditures scattered through future years when those projects eventually require replacement.

Methodology



For this Full Reserve Study, we started with a review of your Governing Documents, recent Reserve expenditures, an evaluation of how expenditures are handled (ongoing maintenance vs Reserves), and research into any well-established association precedents. We performed an on-site inspection to quantify and evaluate your common areas, creating your Reserve Component List *from scratch*.

Which Physical Assets are Funded by Reserves?

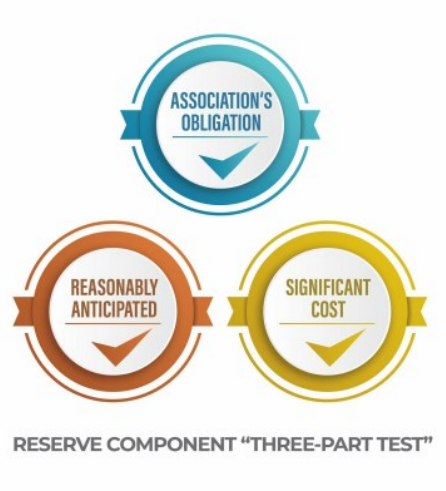

There is a national-standard three-part test to determine which projects should appear in a Reserve Component List. First, it must be a common area maintenance obligation. Second, both the need and schedule of a component's project can be reasonably anticipated. Third, the project's total cost is material to the client, can be reasonably anticipated, and includes all direct and related costs. A project cost is commonly considered *material* if it is more than 0.5% to 1% of the total annual budget. This limits Reserve components to major, predictable expenses. Within this framework, it is inappropriate to include *lifetime* components, unpredictable expenses (such as damage due to natural disasters and/or insurable events), and expenses more appropriately handled from the Operational budget.

How do we establish Useful Life and Remaining Useful Life estimates?

1) Visual Inspection (observed wear and age)
2) Association Reserves database of experience
3) Client History (install dates & previous life cycle information)
4) Vendor Evaluation and Recommendation

How do we establish Current Repair/Replacement Cost Estimates?

In this order…

1) Actual client cost history, or current proposals
2) Comparison to Association Reserves database of work done at similar associations
3) Vendor Recommendations
4) Reliable National Industry cost estimating guidebooks

How much Reserves are enough?

Reserve adequacy is not measured in cash terms. Reserve adequacy is found when the *amount* of current Reserve cash is compared to Reserve component deterioration (the *needs of the association*). Having *enough* means the association can execute its projects in a timely manner with existing Reserve funds. Not having *enough* typically creates deferred maintenance or special assessments.

Adequacy is measured in a two-step process:

1) Calculate the *value of deterioration* at the association (called Fully Funded Balance, or FFB).
2) Compare that to the Reserve Fund Balance, and express as a percentage.



Each year, the *value of deterioration* at the association changes. When there is more deterioration (as components approach the time they need to be replaced), there should be more cash to offset that deterioration and prepare for the expenditure. Conversely, the *value of deterioration* shrinks after projects are accomplished. The *value of deterioration* (the FFB) changes each year, and is a moving but predictable target.

There is a high risk of special assessments and deferred maintenance when the Percent Funded is *weak*, below 30%. Approximately 30% of all associations are in this high risk range. While the 100% point is Ideal (indicating Reserve cash is equal to the *value of deterioration*), a Reserve Fund in the 70% - 130% range is considered strong (low risk of special assessment).

Measuring your Reserves by Percent Funded tells how well prepared your association is for upcoming Reserve expenses. New buyers should be very aware of this important disclosure!

How much should we contribute?



RESERVE FUNDING PRINCIPLES

According to National Reserve Study Standards, there are four Funding Principles to balance in developing your Reserve Funding Plan. Our first objective is to design a plan that provides you with sufficient cash to perform your Reserve projects on time. Second, a stable contribution is desirable because it keeps these naturally irregular expenses from unsettling the budget.

Reserve contributions that are evenly distributed over current and future owners enable each owner to pay their fair share of the association's Reserve expenses over the years. And finally, we develop a plan that is fiscally responsible and safe for Boardmembers to recommend to their association. Remember, it is the Board's job to provide for the ongoing care of the common areas. Boardmembers invite liability exposure when Reserve contributions are inadequate to offset ongoing common area deterioration.

What is our Recommended Funding Goal?

Maintaining the Reserve Fund at a level equal to the *value* of deterioration is called "Full Funding" (100% Funded). As each asset ages and becomes "used up," the Reserve Fund grows proportionally. **This is simple, responsible, and our recommendation.** Evidence shows that associations in the 70 - 130% range *enjoy a low risk of special assessments or deferred maintenance.*



FUNDING OBJECTIVES

Allowing the Reserves to fall close to zero, but not below zero, is called Baseline Funding. Doing so allows the Reserve Fund to drop into the 0 - 30% range, where there is a high risk of special assessments & deferred maintenance. Since Baseline Funding still provides for the timely execution of all Reserve projects, and only the "margin of safety" is different, Baseline Funding contributions average only 10% - 15% less than Full Funding contributions. Threshold Funding is the title of all other Cash or Percent Funded objectives *between* Baseline Funding and Full Funding.

Site Inspection Notes

During our site visit on 4/3/2024, we started with a brief meeting with Mr Ilija Angelovski and Ms Arinna Nazli. We thank them for their assistance and input during this process. During our inspection, we visually inspected all common areas, amenities, and other components that are the responsibility of the Client. Please refer to the Component Details section at the end of this document for additional photos, observations and other information regarding each component.









Projected Expenses

While this Reserve Study looks forward 30 years, we have no expectation that all these expenses will all take place as anticipated. This Reserve Study needs to be updated annually because we expect the timing of these expenses to shift and the size of these expenses to change. We do feel more certain of the timing and cost of near-term expenses than expenses many years away. Please be aware of your near-term expenses, which we are able to project more accurately than the more distant projections. The figure below summarizes the projected future expenses as defined by your Reserve Component List. A summary of these components are shown in the Component Details table, while a summary of the expenses themselves are shown in the 30-yr Cash Flow Detail table.

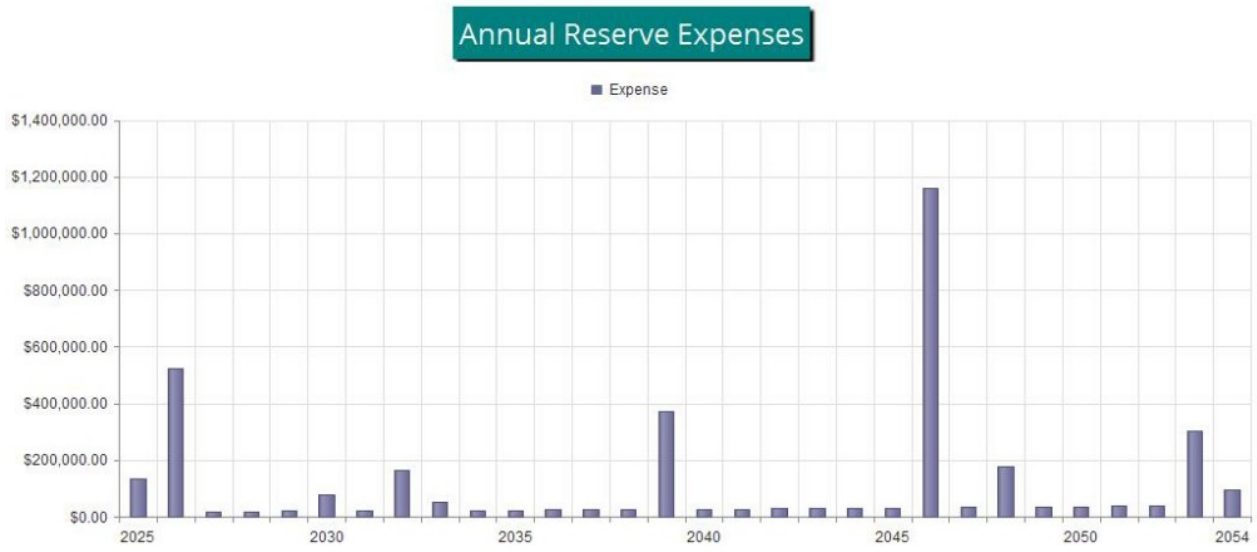

Figure 1

Reserve Fund Status

The starting point for our financial analysis is your Reserve Fund balance, projected to be $215,650 as-of the start of your Fiscal Year on 1/1/2025. This is based either on information provided directly to us, or using your most recent available Reserve account balance, plus any budgeted contributions and less any planned expenses through the end of your Fiscal Year. As of your Fiscal Year Start, your Fully Funded Balance is computed to be $751,545. This figure represents the deteriorated value of your common area components. Comparing your Reserve Balance to your Fully Funded Balance indicates your Reserves are 28.7 % Funded.

Recommended Funding Plan

Based on your current Percent Funded and your near-term and long-term Reserve needs, we are recommending budgeted contributions of $78,200 in the upcoming fiscal year. At minimum, the Association must budget $70,800 for Reserves in the upcoming year. Either funding plan would also require a special assessment of $300,000 this Fiscal Year. The overall 30-yr plan, in perspective, is shown below. This same information is shown numerically in both the 30-yr Summary and the Cash Flow Detail tables.

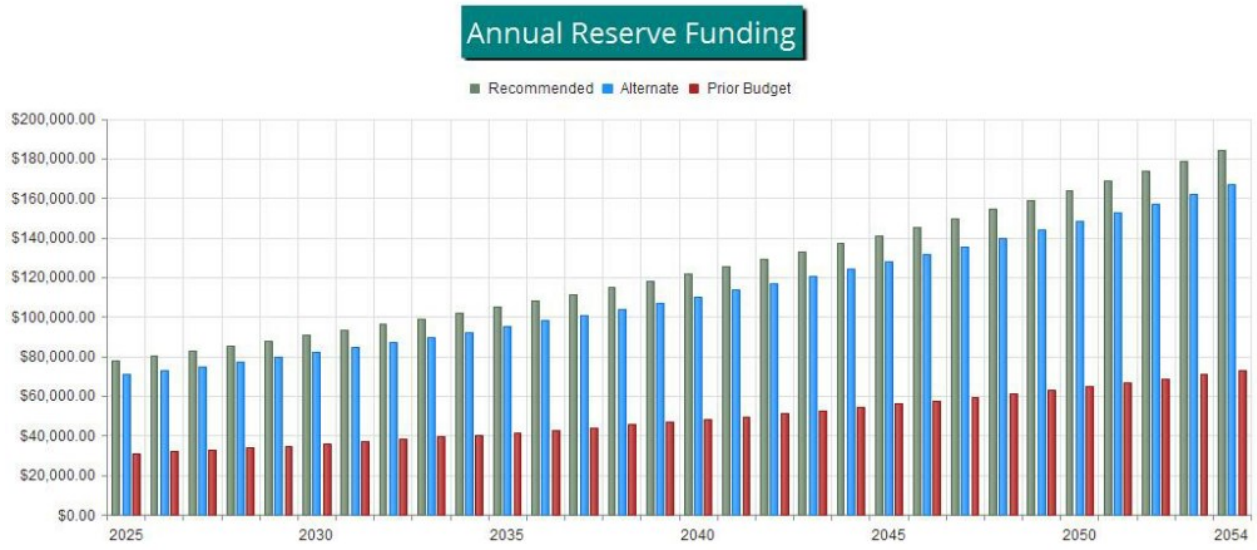

Figure 2

The following chart shows your Reserve balance under our recommended plan, the minimum funding plan and at the Association's current contribution rate, all compared to your always-changing Fully Funded Balance target.

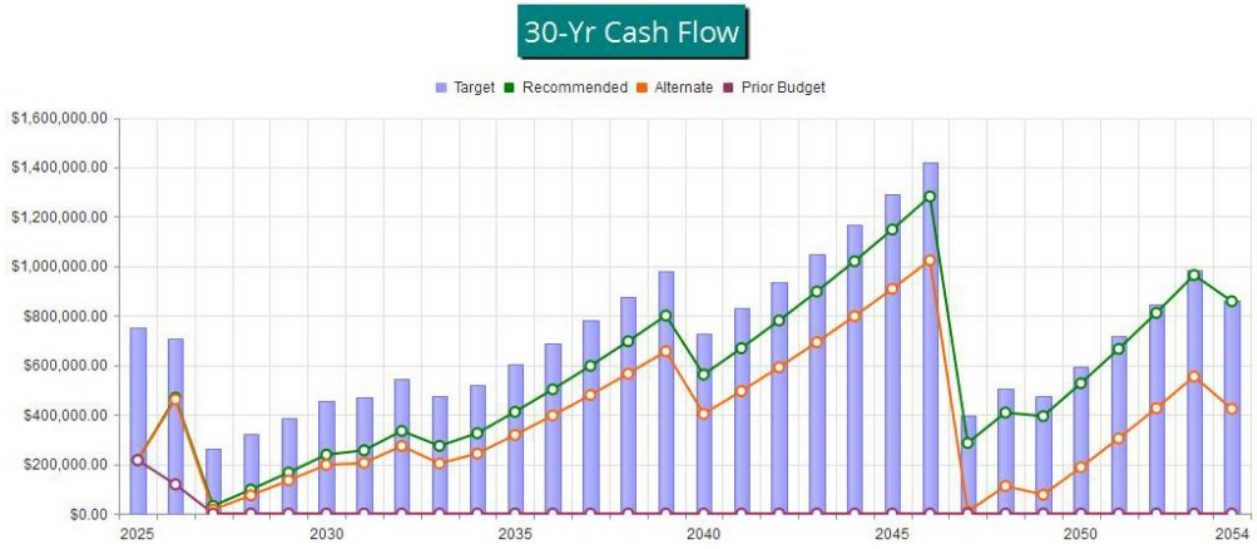

Figure 3

This figure shows the same information described above, but plotted on a Percent Funded scale. It is clear here to see how your Reserve Fund strength approaches the 100% Funded level under our recommended multi-yr Funding Plan.

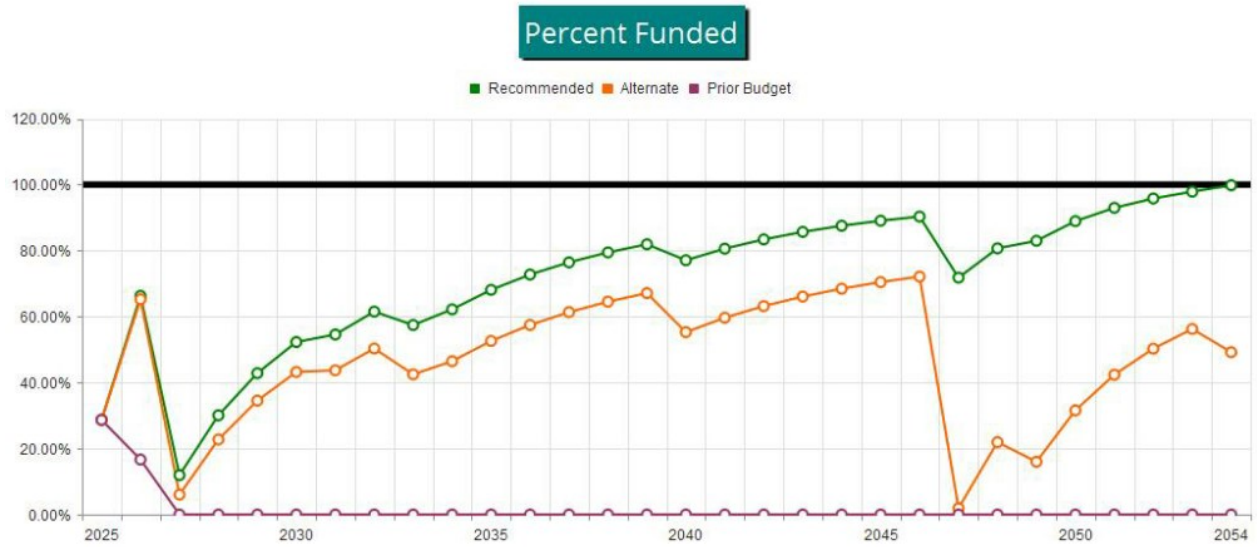

Figure 4

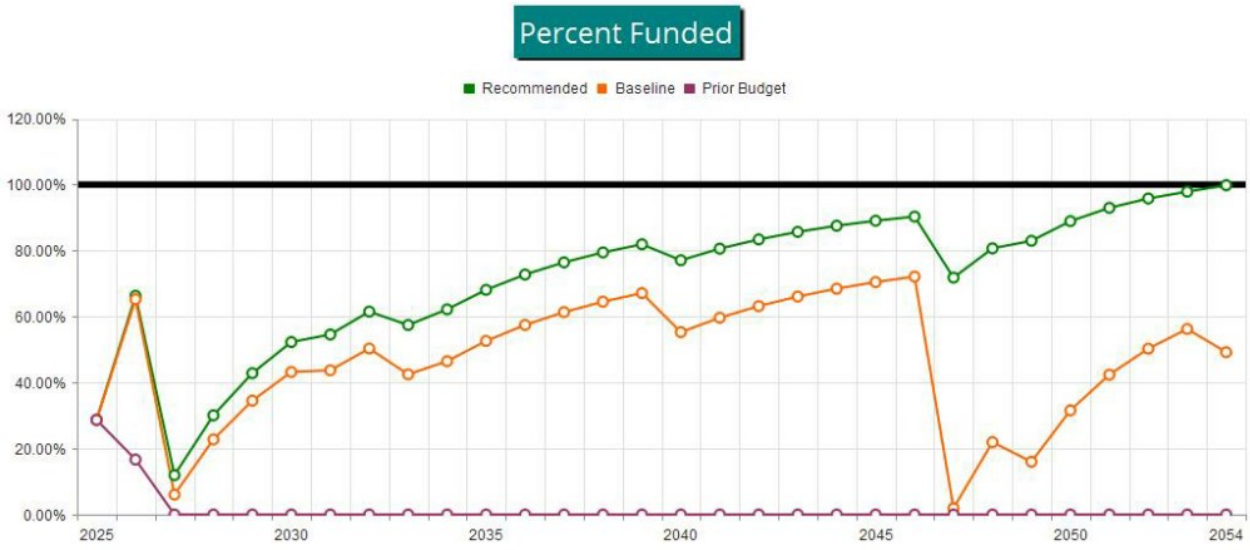
Percent Funded
Recommended
Baseline
Prior Budget
120.00%
100.00%
80.00%
60.00%
40.00%
20.00%
0.00%
2025
2030
2035
2040
2045
2050
2054

Figure 5

Table Descriptions

Executive Summary is a summary of your Reserve Components

Fully Funded Balance shows the calculation of the Fully Funded Balance for each of your components, and their contributions to the property total. For each component, the Fully Funded Balance is the fraction of life used up multiplied by its estimated Current Replacement Cost.

Component Significance shows the relative significance of each component to Reserve funding needs of the property, helping you see which components have more (or less) influence than others on your total Reserve contribution rate. The deterioration cost/yr of each component is calculated by dividing the estimated Current Replacement Cost by its Useful Life, then that component's percentage of the total is displayed.

30-Yr Reserve Plan Summary provides a one-page 30-year summary of the cash flowing into and out of the Reserve Fund, with a display of the Fully Funded Balance, Percent Funded, and special assessment risk at the beginning of each year.

30-Year Income/Expense Detail shows the detailed income and expenses for each of the next 30 years. This table makes it possible to see which components are projected to require repair or replacement in a particular year, and the size of those individual expenses.

#	Component	Current Cost Estimate	X	Effective Age	/	Useful Life	=	Fully Funded Balance
	A. Roof							
2380	Tar/Gravel Roof - Replace	$426,250	X	19	/	20	=	$404,938
2386	Mansard Roof - Replace	$63,950	X	19	/	20	=	$60,753
	B. Structure							
2341	Building Exterior - Restoration	$32,000	X	7	/	7	=	$32,000
	C. Fireproofing and Fire Protection Systems							
2557	Fire Alarm System - Modernize	$25,100	X	17	/	25	=	$17,068
	D. Plumbing							
2579	Plumbing System - Allowance	$17,500	X	1	/	1	=	$17,500
	E. Electrical Systems							
2551	Electrical System - Replace	$50,000	X	45	/	50	=	$45,000
	F. Waterproofing and Exterior Painting							
2315	Balcony Decks - Repair/Re-coat	$8,100	X	7	/	7	=	$8,100
2316	Balcony Decks - Resurface	$37,850	X	16	/	30	=	$20,187
2343	Building Exterior - Seal/Paint	$74,650	X	7	/	7	=	$74,650
	G. Windows and Exterior Doors							
2367	Common Windows & Doors - Replace	$72,000	X	17	/	40	=	$30,600
2371	Utility Doors - Replace	$22,500	X	1	/	30	=	$750
	H. Other SIRS-Related Components							
2326	Balcony Railings - Replace	$75,000	X	16	/	30	=	$40,000
								$751,545

#	Component	Useful Life (yrs)	Current Cost Estimate	Deterioration Cost/Yr	Deterioration Significance
	A. Roof				
2380	Tar/Gravel Roof - Replace	20	$426,250	$21,313	31.94 %
2386	Mansard Roof - Replace	20	$63,950	$3,198	4.79 %
	B. Structure				
2341	Building Exterior - Restoration	7	$32,000	$4,571	6.85 %
	C. Fireproofing and Fire Protection Systems				
2557	Fire Alarm System - Modernize	25	$25,100	$1,004	1.50 %
	D. Plumbing				
2579	Plumbing System - Allowance	1	$17,500	$17,500	26.23 %
	E. Electrical Systems				
2551	Electrical System - Replace	50	$50,000	$1,000	1.50 %
	F. Waterproofing and Exterior Painting				
2315	Balcony Decks - Repair/Re-coat	7	$8,100	$1,157	1.73 %
2316	Balcony Decks - Resurface	30	$37,850	$1,262	1.89 %
2343	Building Exterior - Seal/Paint	7	$74,650	$10,664	15.98 %
	G. Windows and Exterior Doors				
2367	Common Windows & Doors - Replace	40	$72,000	$1,800	2.70 %
2371	Utility Doors - Replace	30	$22,500	$750	1.12 %
	H. Other SIRS-Related Components				
2326	Balcony Railings - Replace	30	$75,000	$2,500	3.75 %
12	Total Funded Components			$66,719	100.00 %

30-Year Reserve Plan Summary

Report # 51938-0
Full

Fiscal Year Start: 2025

Interest: 2.00 %

Inflation: 3.00 %

Reserve Fund Strength: as-of Fiscal Year Start Date					Projected Reserve Balance Changes			
Year	Starting Reserve Balance	Fully Funded Balance	Percent Funded	Special Assmt Risk	Reserve Funding	Loan or Special Assmts	Interest Income	Reserve Expenses
2025	$215,650	$751,545	28.7 %	High	$78,200	$300,000	$6,835	$132,250
2026	$468,435	$706,594	66.3 %	Medium	$80,546	$0	$4,990	$522,931
2027	$31,040	$259,954	11.9 %	High	$82,962	$0	$1,276	$18,566
2028	$96,713	$321,535	30.1 %	Medium	$85,451	$0	$2,621	$19,123
2029	$165,663	$386,577	42.9 %	Medium	$88,015	$0	$4,033	$19,696
2030	$238,015	$455,232	52.3 %	Medium	$90,655	$0	$4,929	$78,251
2031	$255,349	$467,956	54.6 %	Medium	$93,375	$0	$5,886	$20,896
2032	$333,713	$542,527	61.5 %	Medium	$96,176	$0	$6,065	$162,651
2033	$273,303	$475,790	57.4 %	Medium	$99,061	$0	$5,972	$53,964
2034	$324,372	$521,533	62.2 %	Medium	$102,033	$0	$7,347	$22,834
2035	$410,918	$603,324	68.1 %	Medium	$105,094	$0	$9,117	$23,519
2036	$501,611	$689,554	72.7 %	Low	$108,247	$0	$10,973	$24,224
2037	$596,607	$780,414	76.4 %	Low	$111,495	$0	$12,916	$24,951
2038	$696,066	$876,106	79.5 %	Low	$114,839	$0	$14,949	$25,699
2039	$800,156	$976,836	81.9 %	Low	$118,285	$0	$13,603	$370,736
2040	$561,307	$728,229	77.1 %	Low	$121,833	$0	$12,284	$27,264
2041	$668,160	$829,057	80.6 %	Low	$125,488	$0	$14,469	$28,082
2042	$780,035	$935,280	83.4 %	Low	$129,253	$0	$16,757	$28,925
2043	$897,120	$1,047,129	85.7 %	Low	$133,130	$0	$19,151	$29,793
2044	$1,019,608	$1,164,848	87.5 %	Low	$137,124	$0	$21,654	$30,686
2045	$1,147,700	$1,288,688	89.1 %	Low	$141,238	$0	$24,272	$31,607
2046	$1,281,603	$1,418,909	90.3 %	Low	$145,475	$0	$15,650	$1,157,940
2047	$284,788	$396,638	71.8 %	Low	$149,839	$0	$6,922	$33,532
2048	$408,018	$505,674	80.7 %	Low	$154,334	$0	$8,011	$176,636
2049	$393,727	$474,534	83.0 %	Low	$158,964	$0	$9,192	$35,574
2050	$526,310	$591,823	88.9 %	Low	$163,733	$0	$11,906	$36,641
2051	$665,308	$715,722	93.0 %	Low	$168,645	$0	$14,750	$37,740
2052	$810,963	$846,522	95.8 %	Low	$173,705	$0	$17,730	$38,873
2053	$963,525	$984,526	97.9 %	Low	$178,916	$0	$18,200	$302,578
2054	$858,062	$859,632	99.8 %	Low	$184,283	$0	$18,228	$94,263

30-Year Reserve Plan Summary (Alternate Funding Plan)

Report # 51938-0
Full

Fiscal Year Start: 2025

Interest: 2.00 %

Inflation: 3.00 %

Reserve Fund Strength: as-of Fiscal Year Start Date					Projected Reserve Balance Changes			
Year	Starting Reserve Balance	Fully Funded Balance	Percent Funded	Special Assmt Risk	Reserve Funding	Loan or Special Assmts	Interest Income	Reserve Expenses
2025	$215,650	$751,545	28.7 %	High	$70,800	$300,000	$6,760	$132,250
2026	$460,960	$706,594	65.2 %	Medium	$72,924	$0	$4,763	$522,931
2027	$15,716	$259,954	6.0 %	High	$75,112	$0	$888	$18,566
2028	$73,150	$321,535	22.8 %	High	$77,365	$0	$2,064	$19,123
2029	$133,456	$386,577	34.5 %	Medium	$79,686	$0	$3,299	$19,696
2030	$196,745	$455,232	43.2 %	Medium	$82,077	$0	$4,010	$78,251
2031	$204,581	$467,956	43.7 %	Medium	$84,539	$0	$4,772	$20,896
2032	$272,995	$542,527	50.3 %	Medium	$87,075	$0	$4,748	$162,651
2033	$202,167	$475,790	42.5 %	Medium	$89,687	$0	$4,441	$53,964
2034	$242,331	$521,533	46.5 %	Medium	$92,378	$0	$5,593	$22,834
2035	$317,468	$603,324	52.6 %	Medium	$95,149	$0	$7,131	$23,519
2036	$396,230	$689,554	57.5 %	Medium	$98,004	$0	$8,742	$24,224
2037	$478,752	$780,414	61.3 %	Medium	$100,944	$0	$10,430	$24,951
2038	$565,175	$876,106	64.5 %	Medium	$103,972	$0	$12,198	$25,699
2039	$655,646	$976,836	67.1 %	Medium	$107,091	$0	$10,573	$370,736
2040	$402,574	$728,229	55.3 %	Medium	$110,304	$0	$8,964	$27,264
2041	$494,578	$829,057	59.7 %	Medium	$113,613	$0	$10,846	$28,082
2042	$590,955	$935,280	63.2 %	Medium	$117,022	$0	$12,817	$28,925
2043	$691,868	$1,047,129	66.1 %	Medium	$120,532	$0	$14,881	$29,793
2044	$797,489	$1,164,848	68.5 %	Medium	$124,148	$0	$17,040	$30,686
2045	$907,991	$1,288,688	70.5 %	Low	$127,873	$0	$19,299	$31,607
2046	$1,023,555	$1,418,909	72.1 %	Low	$131,709	$0	$10,303	$1,157,940
2047	$7,627	$396,638	1.9 %	High	$135,660	$0	$1,185	$33,532
2048	$110,940	$505,674	21.9 %	High	$139,730	$0	$1,867	$176,636
2049	$75,900	$474,534	16.0 %	High	$143,922	$0	$2,625	$35,574
2050	$186,874	$591,823	31.6 %	Medium	$148,239	$0	$4,898	$36,641
2051	$303,370	$715,722	42.4 %	Medium	$152,687	$0	$7,283	$37,740
2052	$425,600	$846,522	50.3 %	Medium	$157,267	$0	$9,785	$38,873
2053	$553,780	$984,526	56.2 %	Medium	$161,985	$0	$9,759	$302,578
2054	$422,946	$859,632	49.2 %	Medium	$166,845	$0	$9,269	$94,263

	Fiscal Year	2025	2026	2027	2028	2029
	Starting Reserve Balance	$215,650	$468,435	$31,040	$96,713	$165,663
	Annual Reserve Funding	$78,200	$80,546	$82,962	$85,451	$88,015
	Recommended Special Assessments	$300,000	$0	$0	$0	$0
	Interest Earnings	$6,835	$4,990	$1,276	$2,621	$4,033
	Total Income	$600,685	$553,971	$115,279	$184,786	$257,712
#	Component					
	A. Roof					
2380	Tar/Gravel Roof - Replace	$0	$439,038	$0	$0	$0
2386	Mansard Roof - Replace	$0	$65,869	$0	$0	$0
	B. Structure					
2341	Building Exterior - Restoration	$32,000	$0	$0	$0	$0
	C. Fireproofing and Fire Protection Systems					
2557	Fire Alarm System - Modernize	$0	$0	$0	$0	$0
	D. Plumbing					
2579	Plumbing System - Allowance	$17,500	$18,025	$18,566	$19,123	$19,696
	E. Electrical Systems					
2551	Electrical System - Replace	$0	$0	$0	$0	$0
	F. Waterproofing and Exterior Painting					
2315	Balcony Decks - Repair/Re-coat	$8,100	$0	$0	$0	$0
2316	Balcony Decks - Resurface	$0	$0	$0	$0	$0
2343	Building Exterior - Seal/Paint	$74,650	$0	$0	$0	$0
	G. Windows and Exterior Doors					
2367	Common Windows & Doors - Replace	$0	$0	$0	$0	$0
2371	Utility Doors - Replace	$0	$0	$0	$0	$0
	H. Other SIRS-Related Components					
2326	Balcony Railings - Replace	$0	$0	$0	$0	$0
	Total Expenses	$132,250	$522,931	$18,566	$19,123	$19,696
	Ending Reserve Balance	$468,435	$31,040	$96,713	$165,663	$238,015

	Fiscal Year	2030	2031	2032	2033	2034
	Starting Reserve Balance	$238,015	$255,349	$333,713	$273,303	$324,372
	Annual Reserve Funding	$90,655	$93,375	$96,176	$99,061	$102,033
	Recommended Special Assessments	$0	$0	$0	$0	$0
	Interest Earnings	$4,929	$5,886	$6,065	$5,972	$7,347
	Total Income	$333,600	$354,609	$435,954	$378,336	$433,752
#	Component					
	A. Roof					
2380	Tar/Gravel Roof - Replace	$0	$0	$0	$0	$0
2386	Mansard Roof - Replace	$0	$0	$0	$0	$0
	B. Structure					
2341	Building Exterior - Restoration	$0	$0	$39,356	$0	$0
	C. Fireproofing and Fire Protection Systems					
2557	Fire Alarm System - Modernize	$0	$0	$0	$31,796	$0
	D. Plumbing					
2579	Plumbing System - Allowance	$20,287	$20,896	$21,523	$22,168	$22,834
	E. Electrical Systems					
2551	Electrical System - Replace	$57,964	$0	$0	$0	$0
	F. Waterproofing and Exterior Painting					
2315	Balcony Decks - Repair/Re-coat	$0	$0	$9,962	$0	$0
2316	Balcony Decks - Resurface	$0	$0	$0	$0	$0
2343	Building Exterior - Seal/Paint	$0	$0	$91,810	$0	$0
	G. Windows and Exterior Doors					
2367	Common Windows & Doors - Replace	$0	$0	$0	$0	$0
2371	Utility Doors - Replace	$0	$0	$0	$0	$0
	H. Other SIRS-Related Components					
2326	Balcony Railings - Replace	$0	$0	$0	$0	$0
	Total Expenses	$78,251	$20,896	$162,651	$53,964	$22,834
	Ending Reserve Balance	$255,349	$333,713	$273,303	$324,372	$410,918

	Fiscal Year	2035	2036	2037	2038	2039
	Starting Reserve Balance	$410,918	$501,611	$596,607	$696,066	$800,156
	Annual Reserve Funding	$105,094	$108,247	$111,495	$114,839	$118,285
	Recommended Special Assessments	$0	$0	$0	$0	$0
	Interest Earnings	$9,117	$10,973	$12,916	$14,949	$13,603
	Total Income	$525,130	$620,831	$721,017	$825,855	$932,043
#	Component					
	A. Roof					
2380	Tar/Gravel Roof - Replace	$0	$0	$0	$0	$0
2386	Mansard Roof - Replace	$0	$0	$0	$0	$0
	B. Structure					
2341	Building Exterior - Restoration	$0	$0	$0	$0	$48,403
	C. Fireproofing and Fire Protection Systems					
2557	Fire Alarm System - Modernize	$0	$0	$0	$0	$0
	D. Plumbing					
2579	Plumbing System - Allowance	$23,519	$24,224	$24,951	$25,699	$26,470
	E. Electrical Systems					
2551	Electrical System - Replace	$0	$0	$0	$0	$0
	F. Waterproofing and Exterior Painting					
2315	Balcony Decks - Repair/Re-coat	$0	$0	$0	$0	$12,252
2316	Balcony Decks - Resurface	$0	$0	$0	$0	$57,252
2343	Building Exterior - Seal/Paint	$0	$0	$0	$0	$112,915
	G. Windows and Exterior Doors					
2367	Common Windows & Doors - Replace	$0	$0	$0	$0	$0
2371	Utility Doors - Replace	$0	$0	$0	$0	$0
	H. Other SIRS-Related Components					
2326	Balcony Railings - Replace	$0	$0	$0	$0	$113,444
	Total Expenses	$23,519	$24,224	$24,951	$25,699	$370,736
	Ending Reserve Balance	$501,611	$596,607	$696,066	$800,156	$561,307

	Fiscal Year	2040	2041	2042	2043	2044
	Starting Reserve Balance	$561,307	$668,160	$780,035	$897,120	$1,019,608
	Annual Reserve Funding	$121,833	$125,488	$129,253	$133,130	$137,124
	Recommended Special Assessments	$0	$0	$0	$0	$0
	Interest Earnings	$12,284	$14,469	$16,757	$19,151	$21,654
	Total Income	$695,424	$808,117	$926,045	$1,049,401	$1,178,387
#	Component					
	A. Roof					
2380	Tar/Gravel Roof - Replace	$0	$0	$0	$0	$0
2386	Mansard Roof - Replace	$0	$0	$0	$0	$0
	B. Structure					
2341	Building Exterior - Restoration	$0	$0	$0	$0	$0
	C. Fireproofing and Fire Protection Systems					
2557	Fire Alarm System - Modernize	$0	$0	$0	$0	$0
	D. Plumbing					
2579	Plumbing System - Allowance	$27,264	$28,082	$28,925	$29,793	$30,686
	E. Electrical Systems					
2551	Electrical System - Replace	$0	$0	$0	$0	$0
	F. Waterproofing and Exterior Painting					
2315	Balcony Decks - Repair/Re-coat	$0	$0	$0	$0	$0
2316	Balcony Decks - Resurface	$0	$0	$0	$0	$0
2343	Building Exterior - Seal/Paint	$0	$0	$0	$0	$0
	G. Windows and Exterior Doors					
2367	Common Windows & Doors - Replace	$0	$0	$0	$0	$0
2371	Utility Doors - Replace	$0	$0	$0	$0	$0
	H. Other SIRS-Related Components					
2326	Balcony Railings - Replace	$0	$0	$0	$0	$0
	Total Expenses	$27,264	$28,082	$28,925	$29,793	$30,686
	Ending Reserve Balance	$668,160	$780,035	$897,120	$1,019,608	$1,147,700

	Fiscal Year	2045	2046	2047	2048	2049
	Starting Reserve Balance	$1,147,700	$1,281,603	$284,788	$408,018	$393,727
	Annual Reserve Funding	$141,238	$145,475	$149,839	$154,334	$158,964
	Recommended Special Assessments	$0	$0	$0	$0	$0
	Interest Earnings	$24,272	$15,650	$6,922	$8,011	$9,192
	Total Income	$1,313,210	$1,442,729	$441,550	$570,363	$561,884
#	Component					
	A. Roof					
2380	Tar/Gravel Roof - Replace	$0	$792,951	$0	$0	$0
2386	Mansard Roof - Replace	$0	$118,966	$0	$0	$0
	B. Structure					
2341	Building Exterior - Restoration	$0	$59,529	$0	$0	$0
	C. Fireproofing and Fire Protection Systems					
2557	Fire Alarm System - Modernize	$0	$0	$0	$0	$0
	D. Plumbing					
2579	Plumbing System - Allowance	$31,607	$32,555	$33,532	$34,538	$35,574
	E. Electrical Systems					
2551	Electrical System - Replace	$0	$0	$0	$0	$0
	F. Waterproofing and Exterior Painting					
2315	Balcony Decks - Repair/Re-coat	$0	$15,068	$0	$0	$0
2316	Balcony Decks - Resurface	$0	$0	$0	$0	$0
2343	Building Exterior - Seal/Paint	$0	$138,871	$0	$0	$0
	G. Windows and Exterior Doors					
2367	Common Windows & Doors - Replace	$0	$0	$0	$142,098	$0
2371	Utility Doors - Replace	$0	$0	$0	$0	$0
	H. Other SIRS-Related Components					
2326	Balcony Railings - Replace	$0	$0	$0	$0	$0
	Total Expenses	$31,607	$1,157,940	$33,532	$176,636	$35,574
	Ending Reserve Balance	$1,281,603	$284,788	$408,018	$393,727	$526,310

	Fiscal Year	2050	2051	2052	2053	2054
	Starting Reserve Balance	$526,310	$665,308	$810,963	$963,525	$858,062
	Annual Reserve Funding	$163,733	$168,645	$173,705	$178,916	$184,283
	Recommended Special Assessments	$0	$0	$0	$0	$0
	Interest Earnings	$11,906	$14,750	$17,730	$18,200	$18,228
	Total Income	$701,949	$848,703	$1,002,397	$1,160,641	$1,060,574
#	Component					
	A. Roof					
2380	Tar/Gravel Roof - Replace	$0	$0	$0	$0	$0
2386	Mansard Roof - Replace	$0	$0	$0	$0	$0
	B. Structure					
2341	Building Exterior - Restoration	$0	$0	$0	$73,214	$0
	C. Fireproofing and Fire Protection Systems					
2557	Fire Alarm System - Modernize	$0	$0	$0	$0	$0
	D. Plumbing					
2579	Plumbing System - Allowance	$36,641	$37,740	$38,873	$40,039	$41,240
	E. Electrical Systems					
2551	Electrical System - Replace	$0	$0	$0	$0	$0
	F. Waterproofing and Exterior Painting					
2315	Balcony Decks - Repair/Re-coat	$0	$0	$0	$18,532	$0
2316	Balcony Decks - Resurface	$0	$0	$0	$0	$0
2343	Building Exterior - Seal/Paint	$0	$0	$0	$170,794	$0
	G. Windows and Exterior Doors					
2367	Common Windows & Doors - Replace	$0	$0	$0	$0	$0
2371	Utility Doors - Replace	$0	$0	$0	$0	$53,023
	H. Other SIRS-Related Components					
2326	Balcony Railings - Replace	$0	$0	$0	$0	$0
	Total Expenses	$36,641	$37,740	$38,873	$302,578	$94,263
	Ending Reserve Balance	$665,308	$810,963	$963,525	$858,062	$966,311

	Fiscal Year	2025	2026	2027	2028	2029
	Starting Reserve Balance	$215,650	$460,960	$15,716	$73,150	$133,456
	Annual Reserve Funding	$70,800	$72,924	$75,112	$77,365	$79,686
	Recommended Special Assessments	$300,000	$0	$0	$0	$0
	Interest Earnings	$6,760	$4,763	$888	$2,064	$3,299
	Total Income	$593,210	$538,647	$91,715	$152,579	$216,442
#	Component					
	A. Roof					
2380	Tar/Gravel Roof - Replace	$0	$439,038	$0	$0	$0
2386	Mansard Roof - Replace	$0	$65,869	$0	$0	$0
	B. Structure					
2341	Building Exterior - Restoration	$32,000	$0	$0	$0	$0
	C. Fireproofing and Fire Protection Systems					
2557	Fire Alarm System - Modernize	$0	$0	$0	$0	$0
	D. Plumbing					
2579	Plumbing System - Allowance	$17,500	$18,025	$18,566	$19,123	$19,696
	E. Electrical Systems					
2551	Electrical System - Replace	$0	$0	$0	$0	$0
	F. Waterproofing and Exterior Painting					
2315	Balcony Decks - Repair/Re-coat	$8,100	$0	$0	$0	$0
2316	Balcony Decks - Resurface	$0	$0	$0	$0	$0
2343	Building Exterior - Seal/Paint	$74,650	$0	$0	$0	$0
	G. Windows and Exterior Doors					
2367	Common Windows & Doors - Replace	$0	$0	$0	$0	$0
2371	Utility Doors - Replace	$0	$0	$0	$0	$0
	H. Other SIRS-Related Components					
2326	Balcony Railings - Replace	$0	$0	$0	$0	$0
	Total Expenses	$132,250	$522,931	$18,566	$19,123	$19,696
	Ending Reserve Balance	$460,960	$15,716	$73,150	$133,456	$196,745

	Fiscal Year	2030	2031	2032	2033	2034
	Starting Reserve Balance	$196,745	$204,581	$272,995	$202,167	$242,331
	Annual Reserve Funding	$82,077	$84,539	$87,075	$89,687	$92,378
	Recommended Special Assessments	$0	$0	$0	$0	$0
	Interest Earnings	$4,010	$4,772	$4,748	$4,441	$5,593
	Total Income	$282,832	$293,891	$364,818	$296,295	$340,302
#	Component					
	A. Roof					
2380	Tar/Gravel Roof - Replace	$0	$0	$0	$0	$0
2386	Mansard Roof - Replace	$0	$0	$0	$0	$0
	B. Structure					
2341	Building Exterior - Restoration	$0	$0	$39,356	$0	$0
	C. Fireproofing and Fire Protection Systems					
2557	Fire Alarm System - Modernize	$0	$0	$0	$31,796	$0
	D. Plumbing					
2579	Plumbing System - Allowance	$20,287	$20,896	$21,523	$22,168	$22,834
	E. Electrical Systems					
2551	Electrical System - Replace	$57,964	$0	$0	$0	$0
	F. Waterproofing and Exterior Painting					
2315	Balcony Decks - Repair/Re-coat	$0	$0	$9,962	$0	$0
2316	Balcony Decks - Resurface	$0	$0	$0	$0	$0
2343	Building Exterior - Seal/Paint	$0	$0	$91,810	$0	$0
	G. Windows and Exterior Doors					
2367	Common Windows & Doors - Replace	$0	$0	$0	$0	$0
2371	Utility Doors - Replace	$0	$0	$0	$0	$0
	H. Other SIRS-Related Components					
2326	Balcony Railings - Replace	$0	$0	$0	$0	$0
	Total Expenses	$78,251	$20,896	$162,651	$53,964	$22,834
	Ending Reserve Balance	$204,581	$272,995	$202,167	$242,331	$317,468

	Fiscal Year	2035	2036	2037	2038	2039
	Starting Reserve Balance	$317,468	$396,230	$478,752	$565,175	$655,646
	Annual Reserve Funding	$95,149	$98,004	$100,944	$103,972	$107,091
	Recommended Special Assessments	$0	$0	$0	$0	$0
	Interest Earnings	$7,131	$8,742	$10,430	$12,198	$10,573
	Total Income	$419,749	$502,976	$590,126	$681,345	$773,310
#	Component					
	A. Roof					
2380	Tar/Gravel Roof - Replace	$0	$0	$0	$0	$0
2386	Mansard Roof - Replace	$0	$0	$0	$0	$0
	B. Structure					
2341	Building Exterior - Restoration	$0	$0	$0	$0	$48,403
	C. Fireproofing and Fire Protection Systems					
2557	Fire Alarm System - Modernize	$0	$0	$0	$0	$0
	D. Plumbing					
2579	Plumbing System - Allowance	$23,519	$24,224	$24,951	$25,699	$26,470
	E. Electrical Systems					
2551	Electrical System - Replace	$0	$0	$0	$0	$0
	F. Waterproofing and Exterior Painting					
2315	Balcony Decks - Repair/Re-coat	$0	$0	$0	$0	$12,252
2316	Balcony Decks - Resurface	$0	$0	$0	$0	$57,252
2343	Building Exterior - Seal/Paint	$0	$0	$0	$0	$112,915
	G. Windows and Exterior Doors					
2367	Common Windows & Doors - Replace	$0	$0	$0	$0	$0
2371	Utility Doors - Replace	$0	$0	$0	$0	$0
	H. Other SIRS-Related Components					
2326	Balcony Railings - Replace	$0	$0	$0	$0	$113,444
	Total Expenses	$23,519	$24,224	$24,951	$25,699	$370,736
	Ending Reserve Balance	$396,230	$478,752	$565,175	$655,646	$402,574

	Fiscal Year	2040	2041	2042	2043	2044
	Starting Reserve Balance	$402,574	$494,578	$590,955	$691,868	$797,489
	Annual Reserve Funding	$110,304	$113,613	$117,022	$120,532	$124,148
	Recommended Special Assessments	$0	$0	$0	$0	$0
	Interest Earnings	$8,964	$10,846	$12,817	$14,881	$17,040
	Total Income	$521,842	$619,037	$720,793	$827,281	$938,677
#	Component					
	A. Roof					
2380	Tar/Gravel Roof - Replace	$0	$0	$0	$0	$0
2386	Mansard Roof - Replace	$0	$0	$0	$0	$0
	B. Structure					
2341	Building Exterior - Restoration	$0	$0	$0	$0	$0
	C. Fireproofing and Fire Protection Systems					
2557	Fire Alarm System - Modernize	$0	$0	$0	$0	$0
	D. Plumbing					
2579	Plumbing System - Allowance	$27,264	$28,082	$28,925	$29,793	$30,686
	E. Electrical Systems					
2551	Electrical System - Replace	$0	$0	$0	$0	$0
	F. Waterproofing and Exterior Painting					
2315	Balcony Decks - Repair/Re-coat	$0	$0	$0	$0	$0
2316	Balcony Decks - Resurface	$0	$0	$0	$0	$0
2343	Building Exterior - Seal/Paint	$0	$0	$0	$0	$0
	G. Windows and Exterior Doors					
2367	Common Windows & Doors - Replace	$0	$0	$0	$0	$0
2371	Utility Doors - Replace	$0	$0	$0	$0	$0
	H. Other SIRS-Related Components					
2326	Balcony Railings - Replace	$0	$0	$0	$0	$0
	Total Expenses	$27,264	$28,082	$28,925	$29,793	$30,686
	Ending Reserve Balance	$494,578	$590,955	$691,868	$797,489	$907,991

	Fiscal Year	2045	2046	2047	2048	2049
	Starting Reserve Balance	$907,991	$1,023,555	$7,627	$110,940	$75,900
	Annual Reserve Funding	$127,873	$131,709	$135,660	$139,730	$143,922
	Recommended Special Assessments	$0	$0	$0	$0	$0
	Interest Earnings	$19,299	$10,303	$1,185	$1,867	$2,625
	Total Income	$1,055,162	$1,165,567	$144,471	$252,536	$222,448
#	Component					
	A. Roof					
2380	Tar/Gravel Roof - Replace	$0	$792,951	$0	$0	$0
2386	Mansard Roof - Replace	$0	$118,966	$0	$0	$0
	B. Structure					
2341	Building Exterior - Restoration	$0	$59,529	$0	$0	$0
	C. Fireproofing and Fire Protection Systems					
2557	Fire Alarm System - Modernize	$0	$0	$0	$0	$0
	D. Plumbing					
2579	Plumbing System - Allowance	$31,607	$32,555	$33,532	$34,538	$35,574
	E. Electrical Systems					
2551	Electrical System - Replace	$0	$0	$0	$0	$0
	F. Waterproofing and Exterior Painting					
2315	Balcony Decks - Repair/Re-coat	$0	$15,068	$0	$0	$0
2316	Balcony Decks - Resurface	$0	$0	$0	$0	$0
2343	Building Exterior - Seal/Paint	$0	$138,871	$0	$0	$0
	G. Windows and Exterior Doors					
2367	Common Windows & Doors - Replace	$0	$0	$0	$142,098	$0
2371	Utility Doors - Replace	$0	$0	$0	$0	$0
	H. Other SIRS-Related Components					
2326	Balcony Railings - Replace	$0	$0	$0	$0	$0
	Total Expenses	$31,607	$1,157,940	$33,532	$176,636	$35,574
	Ending Reserve Balance	$1,023,555	$7,627	$110,940	$75,900	$186,874

	Fiscal Year	2050	2051	2052	2053	2054
	Starting Reserve Balance	$186,874	$303,370	$425,600	$553,780	$422,946
	Annual Reserve Funding	$148,239	$152,687	$157,267	$161,985	$166,845
	Recommended Special Assessments	$0	$0	$0	$0	$0
	Interest Earnings	$4,898	$7,283	$9,785	$9,759	$9,269
	Total Income	$340,011	$463,340	$592,653	$725,524	$599,060
#	Component					
	A. Roof					
2380	Tar/Gravel Roof - Replace	$0	$0	$0	$0	$0
2386	Mansard Roof - Replace	$0	$0	$0	$0	$0
	B. Structure					
2341	Building Exterior - Restoration	$0	$0	$0	$73,214	$0
	C. Fireproofing and Fire Protection Systems					
2557	Fire Alarm System - Modernize	$0	$0	$0	$0	$0
	D. Plumbing					
2579	Plumbing System - Allowance	$36,641	$37,740	$38,873	$40,039	$41,240
	E. Electrical Systems					
2551	Electrical System - Replace	$0	$0	$0	$0	$0
	F. Waterproofing and Exterior Painting					
2315	Balcony Decks - Repair/Re-coat	$0	$0	$0	$18,532	$0
2316	Balcony Decks - Resurface	$0	$0	$0	$0	$0
2343	Building Exterior - Seal/Paint	$0	$0	$0	$170,794	$0
	G. Windows and Exterior Doors					
2367	Common Windows & Doors - Replace	$0	$0	$0	$0	$0
2371	Utility Doors - Replace	$0	$0	$0	$0	$53,023
	H. Other SIRS-Related Components					
2326	Balcony Railings - Replace	$0	$0	$0	$0	$0
	Total Expenses	$36,641	$37,740	$38,873	$302,578	$94,263
	Ending Reserve Balance	$303,370	$425,600	$553,780	$422,946	$504,797

Accuracy, Limitations, and Disclosures

Association Reserves and its employees have no ownership, management, or other business relationships with the client other than this Reserve Study engagement. William G. Simons, RS is the President of Association Reserves – Florida, LLC and is a credentialed Reserve Specialist (#190). All work done by Association Reserves – Florida, LLC is performed under his Responsible Charge and is performed in accordance with National Reserve Study Standards (NRSS). There are no material issues to our knowledge that have not been disclosed to the client that would cause a distortion of the client's situation. In accordance with National Reserve Study Standards, information provided by the official representative(s) of the client regarding financial details, component physical details and/or quantities, or historical issues/conditions will be deemed reliable for use in preparing the Reserve Study, and is not intended to be used for the purpose of performing any type of audit, quality/forensic analysis, or background checks of historical records. For "Full" Reserve Study levels of service, we attempt to establish measurements and component quantities within 5% accuracy through a combination of on-site measurements and observations, review of any available building plans or drawings, and/or any other reliable means. For "Update, With Site Visit" and "Update, No Site Visit" Reserve Study levels of service, the client is considered to have deemed previously developed component quantities as accurate and reliable, including quantities that may have been established by other individuals/firms. The scope of work for "Full" and "Update, With-Site-Visit" Reserve Studies includes visual inspection of accessible areas and components, and does not include any destructive or other means of testing. We do not inspect or investigate for construction defects, hazardous materials, or hidden issues such as plumbing or electrical problems, or problems with sub-surface drainage system components. The scope of work for "Update, No-Site-Visit" Reserve Studies does not include any inspections. Information provided to us about historical or upcoming projects, including information provided by the client's vendors and suppliers, will be considered reliable. Any on-site inspection should not be considered a project audit or quality inspection. Our opinions of component useful life, remaining useful life, and cost estimates assume proper original installation/construction, adherence to recommended preventive maintenance guidelines and best practices, a stable economic environment and do not consider the frequency or severity of natural disasters. Our opinions of component useful life, remaining useful life and current and future cost estimates are not a warranty or guarantee of the actual costs and timing of any component repairs or replacements. The actual or projected total Reserve account balance(s) presented in the Reserve Study is/are based upon information provided and was/were not audited. Because the physical condition of the client's components, the client's Reserve balance, the economic environment, and the legislative environment change each year, this Reserve Study is by nature a "one-year" document. Reality often differs from even the best assumptions due to the changing economy, physical factors including weather and usage, client financial decisions, legislation, or owner expectations. It is only because a long-term perspective improves the accuracy of near-term planning that this Reserve Study projects expenses into the future. We fully expect a number of adjustments will be necessary through the interim years to the cost and timing of these expense projections, and the funding necessary to prepare for those estimated expenses. Because we have no control over future events, we do not expect that all the events we anticipate will occur as planned. We expect that inflationary trends will continue, and we expect Reserve funds to continue to earn interest, so we believe that reasonable estimates for these figures are much more accurate than ignoring these economic realities. The Funding Plan in this Report was developed using the cash-flow methodology to achieve the specified Funding Objective. Compensation for this Reserve Study is not contingent upon client's agreement with our conclusions or recommendations, and Association Reserves' liability in any matter involving this Reserve Study is limited to our Fees for services rendered.

Terms and Definitions

BTU	British Thermal Unit (a standard unit of energy)
DIA	Diameter
GSF	Gross Square Feet (area). Equivalent to Square Feet
GSY	Gross Square Yards (area). Equivalent to Square Yards
HP	Horsepower
LF	Linear Feet (length)
Effective Age	The difference between Useful Life and Remaining Useful Life. Note that this is not necessarily equivalent to the chronological age of the component.
Fully Funded Balance (FFB)	The value of the deterioration of the Reserve Components. This is the fraction of life "used up" of each component multiplied by its estimated Current Replacement. While calculated for each component, it is summed together for an association total.
Inflation	Cost factors are adjusted for inflation at the rate defined in the Executive Summary and compounded annually. These increasing costs can be seen as you follow the recurring cycles of a component on the "30-yr Income/Expense Detail" table.
Interest	Interest earnings on Reserve Funds are calculated using the average balance for the year (taking into account income and expenses through the year) and compounded monthly using the rate defined in the Executive Summary. Annual interest earning assumption appears in the Executive Summary.
Percent Funded	The ratio, at a particular point in time (the first day of the Fiscal Year), of the actual (or projected) Reserve Balance to the Fully Funded Balance, expressed as a percentage.
Remaining Useful Life (RUL)	The estimated time, in years, that a common area component can be expected to continue to serve its intended function.
Useful Life (UL)	The estimated time, in years, that a common area component can be expected to serve its intended function.

Component Details

The following pages contain a great deal of detailed observations, photos, and commentary related to each component included in the Reserve Study. All components are included as necessary and appropriate, consistent with Florida Statutes and National Reserve Study Standards. Inspecting for construction defects, performing diagnostic or destructive testing to search for hidden issues (such as plumbing or electrical problems), environmental hazards (asbestos, radon, lead, etc.), or accounting for unpredictable acts of nature are all outside our scope of work and such components are not included herein unless otherwise noted.

Excluded Components

Comp #: 2000 Client Not Responsible **Quantity: Numerous Components**
Location: Throughout property/development
Funded?: No. Per information provided - Client/Association not responsible.
History:
Comments: The Community Associations Institute is a leading international authority with respect to Reserve Studies and has published a set of industry practices collectively known as “Reserve Study Standards.” These standards include a Three-Part Test which professional providers use to determine which individual components should be included in the physical analysis. For more information on Reserve Study Standards, please visit www.cai-online.org.

The first part of the test is that the client/association “has the obligation to maintain or replace the existing element.” Additional component selection guidelines state “Association maintenance/replacement responsibility is generally established by a review of governing documents as well as established association precedent.”

In our opinion, there are multiple components throughout the property that do not pass this test on the basis that they are either the responsibility of individual unit owners or the responsibility of another entity (i.e. local municipality, third-party vendor, master association, or adjacent development). These components include but are not necessarily limited to:

- Laundry Machines Replacements
- Unit Windows & Doors
- Unit Interiors (Within Wall Boundaries)
- Unit Electrical Infrastructure (Serving Individual Unit Only)
- Unit HVAC Systems (Serving Individual Unit Only)
- Unit Plumbing Infrastructure (Serving Individual Unit Only)

Since the client is not deemed to be responsible for the above components, there is no basis for funding inclusion within the Reserve Study at this time. However, the findings/statements within this report are not intended to be a professional legal opinion and we reserve the right to incorporate funding for any of these components if the client is otherwise found to be responsible for replacement.

Useful Life:

Remaining Life:



Best Case: Worst Case:

Cost Source:

Comp #: 2010 Not Reasonably Anticipated **Quantity: Numerous Components**

Location: Throughout property/development

Funded?: No. Life expectancy and/or cost too indeterminate for Reserve designation.

History:

Comments: The Community Associations Institute is a leading international authority with respect to Reserve Studies and has published a set of industry practices collectively known as “Reserve Study Standards.” These standards include a Three-Part Test which professional providers use to determine which individual components should be included in the physical analysis. For more information on Reserve Study Standards, please visit www.cai-online.org.

The second part of the test is that the “the need and schedule for this project can be reasonably anticipated.” Additional component selection guidelines state: “When a project becomes ‘reasonably anticipated’ will vary based on building age, construction type, and the judgment of the reserve study provider. This test means that component definitions should be based on some degree of certainty.”

There are multiple components throughout the property that do not currently pass this test on the basis that their useful life (need) and/or remaining useful life (schedule) cannot be reasonably anticipated. Those components include but are not limited to:

- Comprehensive Repair/Replacement of Stormwater Drainage Infrastructure
- Comprehensive Repair/Replacement of Paving Infrastructure (Base, Subbase)
- Comprehensive Repair/Replacement of Irrigation Infrastructure (i.e. Underground Lines)
- Comprehensive Repair/Replacement of Building Foundation(s)
- Comprehensive Repair/Replacement of Non-Accessible Building Structural Members (Load Bearing Walls, Beams, Columns, Etc.)
- Comprehensive Repair/Replacement of Non-Accessible Utility Infrastructure (Cable, Electrical, Water, Sanitary Sewer)

In some cases, adequate evaluation would require additional diagnostics, destructive testing, or inspection beyond the limited visual inspection which serves as the basis of this engagement. Since the components listed above are currently deemed to be too indeterminate for Reserve designation, there are no funding recommendations within this Reserve Study for those items. However, this determination is not a guarantee that substantial expenses will not occur, as these elements may eventually require repair/replacement projects at potentially a significant cost to the client. In the event that the client desires to incorporate funding for any of the above components within the Reserve Study, we recommend further consultation with qualified professionals (i.e. engineer, contractor, and/or vendor) in order to define the following values for projects under consideration:

1. Total Life Expectancy (Recurring Interval Between Project Cycles)
2. Remaining Useful Life (Before Next Project)
3. Total Project Cost Estimate (In Current Dollars)

In the event that these values can be reasonably anticipated, they can be provided for our review, at which time funding recommendations may be incorporated into subsequent Reserve Studies.

Useful Life:

Remaining Life:



Best Case: Worst Case:

Cost Source:

Comp #: 2020 Immaterial/Unpredictable Cost **Quantity: Numerous Components**

Location: Throughout property/development

Funded?: No. Cost estimates below minimum threshold set for Reserve consideration.

History:

Comments: The Community Associations Institute is a leading international authority with respect to Reserve Studies and has published a set of industry practices collectively known as “Reserve Study Standards.” These standards include a Three-Part Test which professional providers use to determine which individual components should be included in the physical analysis. (For more information on Reserve Study Standards, please visit www.cai-online.org.)

The third part of the test is that the “The total cost for the project is material to the association, can be reasonably estimated, and includes all direct and related costs.” Additional component selection guidelines state: “The community’s budget should be reviewed, to establish the amount of maintenance planned and which projects are being funded from the operating account.”

There are multiple components throughout the property that do not pass this test on the basis that projected costs are immaterial in nature, or cannot be reasonably estimated. Those components include but are not limited to:

- Chain Link Fencing
- Sign/Monument
- Landscaping
- Access Control System Replacements
- Surveillance System Replacements
- Exit/Emergency Fixtures Replacements
- Office/Storage Rooms Remodeling
- Laundry Rooms Remodeling
- Landscape Light Replacements
- Recessed/Utility Light Replacements (Mechanical Rooms, Storage Rooms, Stairwell Interiors)
- Exit/Emergency Fixture Replacements

Because the anticipated (full and/or partial) replacement costs for the above components are not anticipated to meet the above threshold, we anticipate that the client will incorporate any related expenditures within their Operating budget. However, in unison with these assumptions, we recommend that the client track any related expenditures, and funding assumptions should be re-evaluated during each Reserve Study update engagement to ensure accuracy. If any above project is deemed appropriate for Reserve funding during a future engagement, that component can be included within the client’s Reserve funding plan at that time.

Useful Life:

Remaining Life:



Best Case: Worst Case:

Cost Source:

A. Roof

Comp #: 2380 Tar/Gravel Roof - Replace **Quantity: Approx 15,500 GSF**
Location: Building rooftop
Funded?: Yes.
History: Replaced in 2006 for $257,000 (per information provided).
Comments: *NOTE: Although the roofing systems included within this component typically have a functional life expectancy of up to 20 years, some clients have had to replace their flat roofing systems once they've reached 15 years of age to maintain insurance coverage. However, no such requirements have been reported as anticipated by the client at this time. As such, we have used a 20-year life expectancy for financial planning purposes within this report. We recommend that the client consults with their insurance vendor to verify this assumption, and any new information obtained should be incorporated within a future Reserve Study revision or update based on the most current information available at that time. If an advanced replacement does become required, a more significant financial recommendation (i.e. special assessment or higher annual Reserve contribution) could be necessary moving forward to fund that project in the immediate to long term.

As of recent years, coal tar pitch roofs have been installed less frequently, but are traditionally known to be heavy-duty, long-lasting roofs. Unless otherwise noted, costs for replacement shown here are based on replacement with a conventional modified bitumen roof system. Our inspection is limited to a visual evaluation of accessible areas and is not a substitute for a comprehensive inspection including destructive testing, sub-surface moisture evaluation, core sampling, etc. As routine maintenance, many manufacturers recommend professional inspections at least twice annually and after storms. Promptly repair any damaged sections or any other repairs needed to ensure waterproof integrity of roof. Keep scuppers, drains, gutters, and downspouts clear and free of debris to allow proper drainage and prevent the ponding of water on the roof surface. We recommend using walk pads or extra roofing material to provide pathways in high-traffic areas, such as around HVAC units or other equipment. Take care to minimize any penetrations in the roof system, and to properly waterproof and all drains, vent pipes, conduit penetrations, etc. For more information, we recommend consulting with independent roofing consultants or with organizations such as the Roof Consultant Institute http://www.rci-online.org/ and the National Roofing Contractors Association (NRCA) http://www.nrca.net/. If the roof has a warranty, be sure to review terms and conduct proper inspections/repairs as needed to keep warranty in force.

Useful Life:
20 years

Remaining Life:
1 years



Best Case: $ 387,500 Worst Case: $ 465,000

Lower estimate to replace Higher estimate

Cost Source: AR Cost Database

Comp #: 2386 Mansard Roof - Replace **Quantity: Approx 3,180 GSF**

Location: Perimeter sections of rooftop

Funded?: Yes.

History:

Comments: The timeline for mansard roof replacement is generally estimated based on the age of the roof. Remaining useful life can also be adjusted based on inspection of any accessible areas, looking for any cracked, slipping or missing tiles, as well as consultation with the client about history of repairs and preventive maintenance. Mansard roof sections around perimeter of building should have a very long useful life, due in part to steep slope with helps shed water and debris faster while also absorbing less sunlight. Slipping/missing shingles should be repaired or replaced promptly to ensure adequate protection. Best practice is to try and coordinate replacement of mansard roof sections with other roofs whenever practical. Typical replacement includes removal and replacement of tiles and underlayment, with repairs to any damaged substrate made as needed. Tile roofing is typically a long-lived component assuming it was properly installed and is properly maintained. The primary reason to replace tile roofs is not based on the condition of the tiles themselves, whose main purpose is to provide a barrier for the underlayment which is the actual waterproofing layer of the roof system. As routine maintenance, many manufacturers recommend inspections at least twice annually and after large storm events. Promptly replace any damaged/missing sections or conduct any other repair needed to ensure waterproof integrity of roof. We recommend having roof inspected in greater detail (including conditions of sub-surface materials) by an independent roofing consultant prior to replacement. There is a wealth of information available through organizations such as the Roof Consultant Institute http://www.rci-online.org/ and the National Roofing Contractors Association (NRCA) http://www.nrca.net/. If the roof has a warranty, be sure to review terms and conduct proper inspections/repairs as needed to keep warranty in force.

Useful Life:
20 years

Remaining Life:
1 years



Best Case: $ 58,000 Worst Case: $ 69,900

Lower estimate to replace Higher estimate

Cost Source: AR Cost Database

B. Structure

Comp #: 2341 Building Exterior - Restoration **Quantity: Lump Sum Allowance**

Location: Building exterior

Funded?: Yes.

History: Client provided 40 year certification (completed in 2020). Per report, building was deemed to be safe, both structurally and electrically (report completed by Jose Subero, PE). At time of inspection, some cracks were noted at slab edges, balcony decks, and bulging at areas.

Comments: Water intrusion through cracks, gaps or other surface penetrations of the concrete structure can cause significant deterioration and damage if not quickly corrected. If left untreated, small problems can develop into major issues over a relatively short amount of time. In advanced cases, concrete spalling may occur, which results from rusting and subsequent expansion of the rebar inside the concrete structure. Most buildings, but especially those in coastal areas, will experience some level of deterioration on an ongoing basis. Proper cycles of good painting/waterproofing is essential to preventing and limiting the spread of damage. Without further inspection, the extent and severity of damage is fairly unpredictable, and therefore cost estimates for restoration can vary greatly. Our inspection is visual only and is not intended to be comprehensive or forensic in nature. We strongly recommend having the building inspected by a qualified engineer to thoroughly identify and quantify all damaged and deteriorated areas in need of repair. All structural elements should be inspected (as applicable), including but not limited to the following: exterior walls, elevated balcony/walkway decks, concrete railings, window and door thresholds, overhead slabs, planters, columns, beams, pool decks, garage structures, etc. If more comprehensive evaluations are performed, the resulting recommendations should be incorporated into future Reserve Study updates. An allowance for restoration is recommended here, with costs based on any estimates or prior cost records provided by the client, and/or supplemented by our experience working with other properties.

Useful Life:
7 years

Remaining Life:
0 years



Best Case:	$ 28,800	Worst Case:	$ 35,200
	Lower allowance for partial restoration		Higher allowance

Cost Source: AR Cost Database

C. Fireproofing and Fire Protection Systems

Comp #: 2557 Fire Alarm System - Modernize **Quantity: (1) System**
Location: Throughout building
Funded?: Yes.
History:
Comments: Approximate Device Count (Per NFPA Inspection Records):
(1) (Silent Knight/SK-5208) Fire Alarm Control Panel
(12) Pull Stations
(7) Smoke Detectors
(14) Horns
(12) Strobes

Our inspection is for planning and budgeting purposes only; fire alarm equipment is assumed to have been designed and installed properly and is assumed to comply with all relevant building codes. Regular testing and inspections should be conducted as an Operating expense. In many cases, manufacturers discontinue support of equipment after a certain number of years, which may limit availability of replacement parts as the system ages. Cost estimates are based on quantity and type of existing equipment, not including any expansion or upgrades, which may be required. Cost estimates assume that existing wiring can be re-used and that only panel and devices will be replaced. If wiring requires replacement, estimates should be increased accordingly, but in our experience wiring should have an indefinite useful life. We recommend reviewing system components with fire alarm vendor on a regular basis. If expansion of system is found to be required, the Reserve Study should be updated and any additional costs should be factored accordingly.

*NOTE: We recommend that the client consult with a qualified contractor/vendor to determine potential/necessary installations to bring their building(s) up to code (such as installation of a BDA, or Bi-Directional Amplification, systems). Requirements and requisite installation scopes are deemed to be too indeterminate at this time, but should be incorporated during future Reserve Study updates if deemed necessary by professional recommendation.

Useful Life:
25 years

Remaining Life:
8 years



Best Case:	$ 21,700	Worst Case:	$ 28,500
	Lower estimate to modernize		Higher estimate

Cost Source: AR Cost Database

D. Plumbing

Comp #: 2579 Plumbing System - Allowance **Quantity: (1) Building, (64) Units**
Location: Throughout building
Funded?: Yes.
History:
Comments: In accordance with Florida Statutes, a Structural Integrity Reserve Study is based only on a visual inspection. However, thorough analysis of plumbing systems requires inspection and testing beyond visual inspection (such as the use of internal cameras) in order to properly diagnose and detect problems which may require immediate repair or replacement. Multiple types of piping used historically are known to be life limited, although numerous factors can affect overall life expectancy. These factors include but are not limited to: original construction material/design, manufacturing defects, chemical makeup (harshness) of water being passed through the pipes, geographic location, environmental exposure, level of preventative maintenance/cleaning, and severity/frequency of repairs. Funding recommendations shown below may be adjusted within future Reserve Study updates if dictated by further client project history and/or vendor consult recommendations.

Useful Life:
1 years

Remaining Life:
0 years



Best Case:	$ 15,000	Worst Case:	$ 20,000
	Lower allowance for repairs		Higher allowance

Cost Source: AR Cost Database

E. Electrical Systems

Comp #: 2551 Electrical System - Replace **Quantity: (1) Building, (64) Units**
Location: Throughout building
Funded?: Yes.
History: Client provided 40 year certification (completed in 2020). Per report, building was deemed to be safe, both structurally and electrically (report completed by Jose Subero, PE). Remaining useful life set below based on age of equipment.
Comments: "Zinsco" Electric Panels noted at the time of inspection. Zinsco Electric Panels are problematic due to safety concerns related to their design, particularly the use of Stab-Lok breakers, which have been reported to fail in tripping when needed, posing a fire hazard. Additionally, the aging components in Zinsco panels contribute to a decline in reliability over time, raising the risk of malfunctions. Their lack of compatibility with current electrical standards and past recalls further emphasize the need for caution, often necessitating replacement or upgrade for improved safety in residential and commercial properties. It is highly advisable that the electrical systems be looked at by a qualified professional as soon as possible.

In accordance with Florida Statutes, a Structural Integrity Reserve Study is based only on a visual inspection. However, thorough analysis of electrical components requires testing beyond visual inspection (such as the use of infrared imaging equipment) in order to properly diagnose and detect problems which may require immediate repair or replacement. We recommend that the client consult with a qualified professional (i.e. electrician or other contractor) to more thoroughly evaluate the existing system(s) and to more accurately determine replacement timelines and cost estimates. In our experience, manufacturing defects may become apparent from time to time and certain site conditions can contribute to premature deterioration of system components. An estimate has been allocated below for repairs/replacement based on our experience working with similar properties. However, these recommendations may be adjusted in subsequent revisions or in future updates if dictated by vendor recommendations.

Useful Life:
50 years

Remaining Life:
5 years



Best Case:	$ 45,000	Worst Case:	$ 55,000
	Lower allowance for misc. repairs		Higher allowance

Cost Source: AR Cost Database

F. Waterproofing and Exterior Painting

Comp #: 2315 Balcony Decks - Repair/Re-coat **Quantity: Approx 2,700 GSF**
Location: Unit balconies
Funded?: Yes.
History:
Comments: Poor condition: Coatings determined to be in poor condition typically exhibit significant, easily noticeable inconsistency in color and/or texture, and may have more advanced signs of age such as increased frequency and severity of cracking and peeling, in some cases exposing lower sections of decking system or substrate material. Texture elements may have worn thin or deteriorated completely leading to higher risks of slipping. At this stage, coating has effectively failed to provide adequate protection and needs to be re-coated to reinstate good appearance and to provide protection for lower surface layers.

Unless otherwise noted, specific brand/type of decking product in place was not confirmed. This component refers only to the top/finish coat unless otherwise noted. Whenever possible, decks should ideally be re-coated at the same time as building exterior painting or other exterior waterproofing projects to obtain better pricing and promote more consistent aesthetic standards. Deck coatings lose thickness each year due to wear, ponding water and exposure to the elements. If more than the topcoat is allowed to wear off, the surface may still appear to be in 'good' condition to the untrained eye, but waterproof integrity may be compromised. Concrete decks must be waterproofed to protect against concrete deterioration, spalling, etc. Should be inspected on a regular basis (at least once a year) to identify any maintenance/repair issues. If decks do not drain water effectively, additional sloping may be needed to prevent ponding water and accelerated deterioration. Keep any potted plants elevated off the surface of the decks. Sealant/caulking should be carefully applied at transition from deck to wall surfaces and around any railing penetrations, drains, etc.

Useful Life:
7 years

Remaining Life:
0 years



Best Case: $ 7,290 Worst Case: $ 8,910

Lower estimate to repair/re-coat Higher estimate

Cost Source: AR Cost Database

Comp #: 2316 Balcony Decks - Resurface **Quantity: Approx 2,700 GSF**

Location: Unit balconies

Funded?: Yes.

History:

Comments: Refer to component #2315 for more general information and observations on conditions. This component refers to the eventual need to completely resurface decking systems, typically required after multiple finish coats have been applied, or in cases of advanced deterioration. Timeline for complete resurfacing may sometimes be prolonged through continuous re-coating, but at longer intervals, most decking systems/membranes should be completely stripped/removed to expose bare substrate, which should then be repaired or re-sloped as needed. Once structure is deemed to be in good condition, waterproofing system should be applied by trained professionals in accordance with manufacturer's specifications. If not resurfaced or replaced with a new system, water penetration can damage the building structure and cause advanced deterioration. We generally recommend consulting with a structural engineer or waterproofing specialist to help define a comprehensive scope of work before obtaining bids. Unless otherwise noted, cost estimates shown below assume resurfacing with a comparable deck type as existing.

Useful Life:
30 years

Remaining Life:
14 years



Best Case:	$ 34,100	Worst Case:	$ 41,600
	Lower estimate to resurface		Higher estimate

Cost Source: AR Cost Database

Comp #: 2343 Building Exterior - Seal/Paint **Quantity: Lump Sum Allowance**

Location: Building exterior
Funded?: Yes.
History:
Comments: Approximate Measurements -
35,000 GSF of Painted Surfaces
5,080 LF of Sealants

Poor condition: Painted exterior surfaces determined to be in poor condition typically exhibit clearly noticeable aesthetic concerns such as heavy chalking, staining, fading, inconsistent color and texture, etc. Physically, paint/coatings in poor condition may be peeling and cracking in many locations, may no longer be adhering properly to the painted surface, or otherwise are otherwise no longer providing effective protection to the structure.

There are two important reasons for painting and waterproofing a building: to protect the structure from damage caused by exposure to the elements, and to restore or maintain good aesthetic standards for curb appeal. As routine maintenance, we recommend that regular inspections, spot repairs and touch-up painting be included in the operating budget. Typical paint cycles can vary greatly depending upon many factors including; type of material painted, surface preparations, quality of material, application methods, weather conditions during application, moisture beneath paint, and exposure to weather conditions. Proper sealant/caulking at window and door perimeters and other "gaps" in the building structure are critical to preventing water intrusion and resulting damage. The general rule of thumb is that sealant/caulking should be in place wherever two dissimilar building material surfaces meet, such as window frame to concrete structure junctions. For best results, the client may want to consult with a paint company representative, building envelope specialist and/or structural engineer to specify the types of materials to be used and define complete scope of work before bidding. In our experience, cost estimates for painting and waterproofing can vary widely, even when based on the same prescribed scope of work. Estimates shown here should be updated and revised as needed based on actual bids obtained or project cost history during future Reserve Study updates.

Useful Life:
7 years

Remaining Life:
0 years



Best Case:	$ 66,500	Worst Case:	$ 82,800
	Lower estimate to seal/repaint		Higher estimate

Cost Source: AR Cost Database

G. Windows and Exterior Doors

Comp #: 2367 Common Windows & Doors - Replace **Quantity: Lump Sum Allowance**
Location: Building exterior
Funded?: Yes.
History: Reportedly replaced in 2008.
Comments: Approximate Count/Measurements -
420 GSF of Window/SGD Surface Area
(5) Metal and Glass Doors

Fair condition: Windows and doors determined to be in fair condition typically exhibit normal signs of wear for their age, including more surface wear to framework and hardware, but no advanced corrosion or other concerns. At this stage, windows and doors are believed to be functional and aging normally, but more advanced technology may be available.

Unless otherwise noted, this component refers only to common exterior windows and doors. All are assumed to have been compliant with applicable building codes at time of installation. Inspect regularly for leaks and cracks around frame and repair as needed. Clean tracks and ensure hardware is functional to prevent accidental damage during opening/closing. With ordinary care and maintenance, useful life is typically long but often difficult to predict. Many factors affect useful life including quality of window currently installed, waterproofing details, exposure to wind and rain, etc. Individual windows and doors should be replaced as an Operating expense if damaged or broken. We recommend replacement at the approximate interval shown below based on consideration of installation/replacement dates, evident conditions, and/or our experience with similar Clients. Unless otherwise noted, cost estimates are based on replacement with current impact-resistant models.

Useful Life:
40 years

Remaining Life:
23 years



Best Case: $ 57,600 Worst Case: $ 86,400

Lower estimate to replace Higher estimate

Cost Source: AR Cost Database

Comp #: 2371 Utility Doors - Replace **Quantity: Approx (7) Total Doors**

Location: Building exterior (mechanical, storage, utility rooms)
Funded?: Yes.
History: 4 doors to be replaced in 2024 at a cost of $16,363 (Note: two doors will be replaced with metal/glass). Additional 2 doors to be replaced in 2024 for $6,339.54.
Comments: Good condition: Utility doors determined to be in good condition typically exhibit minor, normal signs of wear and tear. Frame, hardware and hinges are free from significant rust and corrosion, and doors generally appear to open and close easily.

Utility doors should have a very long useful life expectancy in most cases. However, occasional replacements may be required, especially for doors located in more exposed areas. Inspect periodically and repair as needed to maintain appearance, security and operation with maintenance funds. Should be painted along with building exteriors or other painting/waterproofing projects to preserve appearance and prolong useful life. Based on our experience with comparable properties, we recommend planning for ongoing partial replacements at the approximate interval shown here.

Useful Life:
30 years

Remaining Life:
29 years



Best Case: $ 20,000 Worst Case: $ 25,000

Lower allowance to replace Higher allowance

Cost Source: AR Cost Database

H. Other SIRS-Related Components

Comp #: 2326 Balcony Railings - Replace **Quantity: Approx 600 LF**
Location: Unit balconies
Funded?: Yes.
History: Reportedly replaced in 2007-2008. Remaining useful life cycled with future resurfacing of balcony decks.
Comments: Approximate Height: 3.5 ft.
Construction Material: Aluminum

Fair condition: Deck railings determined to be in fair condition typically exhibit some wear and age, but are not showing any advanced structural concerns, loose attachments, rust, etc. Appearance may be declining or outdated at this stage, but railings are still performing their intended function.

Post attachments and hardware should be inspected periodically for corrosion/rust and any waterproofing issues. As routine maintenance, inspect regularly to ensure safety and stability; repair promptly as needed using general operating/maintenance funds. We suggest Reserve funding for regular intervals of total replacement as indicated below. Unless otherwise noted, costs shown are based on replacement with a similar style of railing. However, if the Client chooses to upgrade or replace with a different style, costs may be substantially different. Any new information about changes in style should be incorporated into future Reserve Study updates. For older properties, replacement may also be warranted if pickets are spaced greater than 4” apart, as these are no longer compliant with current building codes for safety reasons.

Useful Life:
30 years

Remaining Life:
14 years



Best Case:	$ 67,500	Worst Case:	$ 82,500
	Lower estimate to replace		Higher estimate

Cost Source: AR Cost Database